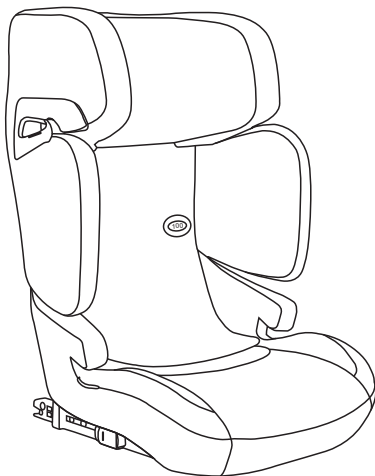




P11 Eco



I-Size booster seat

Suitable for children from 100cm to 150cm(approx 4 to 12 years old)

It is a Universal car seat, it has two installing methods for seat belt installing, and seat belt plus additional ISOFIX connector.



**READ THESE INSTRUCTIONS CAREFULLY BEFORE
USE AND KEEP THEM FOR FUTURE REFERENCE.**

Notices

1. The child car seat must only be used in vehicles which are fitted with a three point seat belt system that has been approved by regulation ECE-16 or similar.
2. A correct fit is likely if the vehicle manufacturer has declared in the vehicle hand book that the vehicle is capable of accepting a 'Universal' child restraint for this group.
3. The child car seat is a 'Universal' child restraint; it conforms to regulation ECE-R129/03 for general use in vehicles.
4. This child car seat has been declared 'Universal' under more stringent conditions than those applied to earlier designs, which do not carry the 'Universal' mark.
5. Child car seats can mark vehicle seat upholstery. The manufacturer cannot be held responsible for damage or marking to vehicle seats.
6. The following situations could be illegal and will void the warranty: 1) Any modifications or change of use of the child car seat that have not been authorized or advised by the manufacturer. 2) Any failure to fit the child car seat in strict accordance with the instructions. The manufacturer accepts no liability for issues arising from unauthorized modifications, uses or fitting.
7. Please keep this manual safe for any possible queries you may have in the future.
8. You will need to keep your proof of purchase. We recommend you keep them together.

GETTING STARTED

Read Carefully Before Attempting to Fit the Child Car Seat

Warning: NEVER leave your child unattended - your child's safety is your responsibility.

Warning: The child car seat must be fitted in accordance with the manufacturer's instructions. Incorrect installation could be dangerous.

Warning: This installation must only be performed by a competent adult. Don't try to install the seat when intoxicated or very tired.

Warning: Always ensure that new or occasional users [e.g. grandparents] have read the instructions or been taught the correct installation by someone who has read and understood the instructions.

Warning: Always keep this instruction manual with the child car seat, or in the vehicle in which you are carrying the child car seat. Some models of child car seat have a pocket to store the instructions.

Before Starting

Warning: Do not fit the child car seat on a side or rear facing vehicle seat.

Warning: Before installing the child car seat ensure that the passenger seat you are using is locked in the upright position.

Warning: Do not use the child car seat in the home-it has only been designed to be used in the car.

Warning: Do not leave loose/unsecured objects on the back seat of your car or the parcel shelf. They may be dangerous to your child if you are forced to brake suddenly.

Which is the safest passenger seat to fit your child car seat to?

THE CENTRE REAR PASSENGER SEAT

If your centre rear passenger seat is fitted with a three point seat belt system then you should use it.

If your centre rear passenger seat does not have a three point seat belt system (i.e. no seat belt at all, or only a lap belt)

-then you should use the rear left passenger seat or the rear right passenger seat.

The front passenger seat can only be used if it **DOES NOT** have an airbag and IS fitted with a three point seat belt system.

EXTREME HAZARD

NEVER USE IN FRONT PASSENGER SEATS EQUIPPED WITH AIRBAGS (SRS) THIS CAN INCLUDE REAR PASSENGER SEATS THAT ARE EQUIPPED WITH AIRBAGS*

*Consult car manufacturer for suitability. Children's bodies are not able to withstand the forces exerted on them by a deploying air-bag

When Using the Child Car Seat

Warning: Make sure that the child car seat is placed somewhere so that rigid items and plastic parts do not become trapped in doors or movable seat units when the seat is in everyday use.

Warning: Always use the child safety lock system, if one is available, to make it impossible for the child to open the car doors from inside.

Warning: Allow the child a break during long car journeys and make sure they don't get out of the car unaided and without supervision.

Warning: Ensure that the child car seat is secured to the car seat at all times-even when not in use.

Warning: The child car seat must not be used without its original cover. The original cover is essential for the safe operation of the child car seat.

Warning: Stop the car at regular intervals to check that the child car seat is in the correct position and that the car seat belt is still taut and latched.

Warning: In the event of an emergency it is important to be able to release the child quickly (as defined by British Standards). This means that the seat buckle cannot be fully tamper proof and you should actively discourage your child from playing with or using the buckle.

Warning: If you travel with passengers using both the front and the rear passenger seats, the lighter occupants should be in the rear and the heavier occupants in the front.

Warning: If you have no option other than to put your child car seat on a rear passenger seat next to side airbags:

- Consult with your vehicle manufacturer for side airbag details. It may not be safe.
- Make sure your child does not lean into the area immediately around the airbag.

Warning: Do not place anything under the child car seat (e.g. a towel or cushion) as this could affect the performance of the seat in an accident.

Warning: Avoid winter clothing bundling - Bulky clothing can lead to incorrect harness tightening. In an accident, the child can slip right out of the extra padding - and thus out of the seat. Let the car warm up or cool down prior to placing your child in there if possible. If your child is cold, place a blanket over the top of the harness.

Warning: In the event of an emergency it is important to be able to release the child quickly. This means that the seat buckle cannot be fully tamper proof and you should actively discourage your child from playing with or using the buckle.

Important: Ensure your child knows the is there to keep them safe.

Important: Do not start the engine until you are sure that your child is securely harnessed in their seat AND that you have also correctly fastened your seat belt. Ask your child if everyone is safely belted up and whether it is okay to drive off.

Seat belt

Warning: **NEVER** use any load bearing contact points other than those described in these instructions or marked on the child car seat.

Warning: Ensure that the lap section of the seat belt is worn low down, so that the pelvis is firmly engaged.

Warning: Make sure that ALL the passengers in your vehicle have their seat belts fastened.as unrestrained people can be very dangerous to the child in an accident.

Warning: **NEVER** use a seat belt routing scheme that differs from these instructions.

Warning: The lap and diagonal seat belt (and harness if fitted) must be used at all times when your child is in the child car seat.

Warning: Make sure that there are no twists in the seat belt.

Sunlight/Hot days

Warning: Don't leave your child in the child car seat while parked in direct sunlight or on a hot day.

Warning: Do not subject the child car seat to prolonged direct sunlight as this may be dangerous for your child (the metal and plastic fittings could become hot) and may cause the fabric to fade.You can reduce this problem by covering the child car seat with a sheet when not in use.

Back of the Seat/Headrest

Warning: Ensure that the child car seat is as close as possible to the backrest of the car seat.

Warning: **REMOVE** the headrest of the passenger seat being used if it obstructs the proper installation of the child car seat. **REMEMBER** to refit the headrest when the child car seat has been removed.

Second Hand or Damaged Child Car Seats and Seat belts

Warning: Never buy a second hand child car seat. It may have unseen damage.

Warning: The manufacturer only guarantees this product when the original owner uses it.

Warning: You **MUST** replace the child car seat and your vehicles seat belts if they becomes badly worn or damaged.

Warning: You **MUST** replace the child car seat if it is involved in an accident-it may have unseen damage and may not protect your child as well as it should.At the very least send the child car seat to the manufacturers for inspection, together with the incident report.

Contents

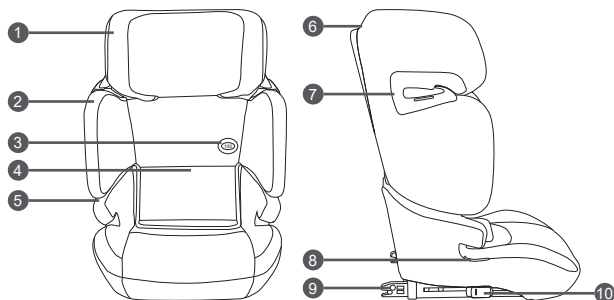
Welcome	4
Parts checklist	4
Positioning the seat	5
Installing the child car seat	6-10
Removing and replacing the seat cover	11
Maintenance and cleaning	12

Welcome

Thank you for purchasing the child car seat. Please read these instructions carefully before use to ensure safe and satisfactory operation of this product.

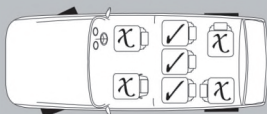
Your child's safety is your responsibility. If you have a query with this product or require replacement parts, please contact your nearest retailer.

Parts checklist



- | | | |
|---------------------------|--|---------------------------|
| 1 Headrest | 5 Armrest | 6 ISOFIX connector |
| 2 Side | 6 Adjustment handle for the headrest and sides | 10 ISOFIX Adjuster Button |
| 3 Child height indicator | 7 Upper belt guide | |
| 4 Backrest folding button | 8 Lower belt guide | |

Positioning the seat



The child car seat can only be used with an automatic 3-point safety belt (A) and NOT with a 2-point lap belt (B).

The child car seat can be secured in a forward-facing position in the rear seats of the vehicle by using the existing seat belts. However, on some seats, if the installation is not properly secured, we suggest you try another seat in your vehicle.

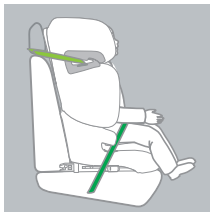
Although not recommended, the child car seat can be used on a passenger side front seat, so long as there is no active airbag in place.

WARNING: Never use in a seat with an active airbag.

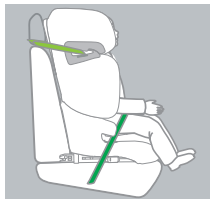
Use Category

Universal category

Installation with the vehicle's seat belt



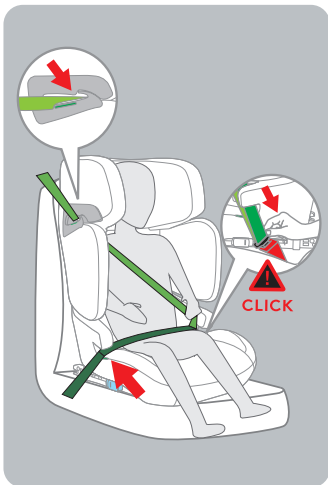
Installation with the vehicle's seat belt and ISOFIX connector



- The child is secured with the car's safety belt.

- The child is secured with the vehicle's seat belt.
- The Child car seat is secured to the vehicle with the two rear ISOFIX connectors.

Installing with the vehicle's seat belt



1. Place your child in the car seat and make sure they are sitting well back.

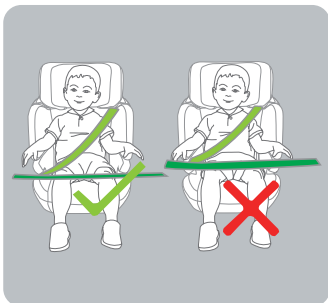
2. Thread the vehicle's seat belt through the belt guide under the headrest and the belt guide under the armrest.

2.1. Pass the diagonal section of the seat belt through the belt guide under the headrest.

2.2. Pass the lap section of the seat belt through the seat belt guide under the armrest next to the seat belt buckle.

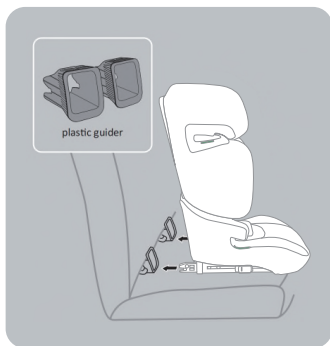
2.3. Ensure that no part of the seat belt has become twisted or trapped and that the car seat's fabric cover is not impeding the movement or correct fitting of the seat belt.

Installing the child car seat



3. Ensure that the diagonal belt lies gently on the child's shoulder and the lap belt is worn over the hips. Tighten the diagonal section of the seat belt by pulling it upwards until there is no slack and the belt holds the child firmly in place.

4. To take the child out of the seat, simply unfasten the seat belt and undo the shoulder belt guide.



If your vehicle is equipped with ISOFIX anchor points, these should be used to obtain a more stable installation.

These cars will have plastic elements that guide the seat's ISOFIX anchors into their correct positions. If your vehicle does not have these guide elements, you can use the plastic guides provided with the car seat.

Caution: When the seats of your car are equipped with ISOFIX anchor points, install your car seat using your vehicle's ISOFIX anchor points ALWAYS and ONLY in combination with the car's safety belts. See the vehicle list.



Match the back rest hook to the rear side of base from lying position to upright position, to make sure the backrest is fully matched into the base.

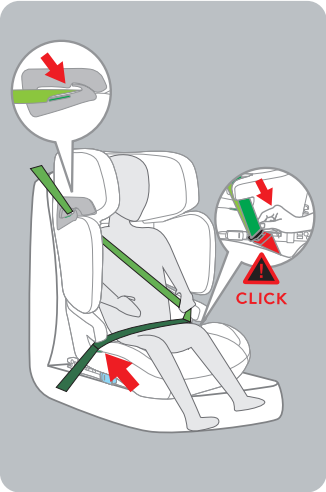
1. Place the car seat in the appropriate position on the vehicle's seat, facing in the direction of travel.
2. Rotate the adjuster button in anti-clock wise direction, and simultaneously pull the ISOFIX connectors outwards as far as it goes, make sure it cannot be pushed backwards.
3. Position the car seat facing forwards on the vehicle seat with ISOFIX points.
4. Match the ISOFIX connectors to the vehicle's anchoring point until hear a "click".
5. Rotate the adjuster button in anti-clock wise direction, and simultaneously push the seat against the vehicle to eliminate the gap between car seat and vehicle's seat.

ATTENTION:

ISOFIX connectors are an additional fitting system for securing the car seat and not suitable for securing a child

Child must always be secured by means of the car's three-point safety belt.

Securing your child in the car seat



1.Place your child in the car seat and make sure they are sitting well back.

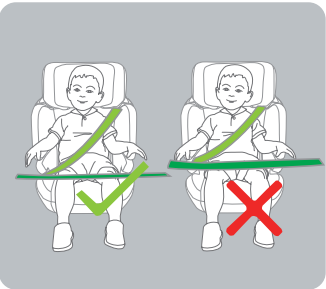
2.Thread the vehicle's seat belt through the belt guide under the headrest and the belt guide under the armrest.

2.1.Pass the diagonal section of the seat belt through the belt guide under the headrest.

2.2.Pass the lap section of the seat belt through the seat belt guide under the armrest next to the seat belt buckle.

2.3.Ensure that no part of the seat belt has become twisted or trapped and that the car seat's fabric cover is not impeding the movement or correct fitting of the seat belt.

Installing the child car seat



3.Ensure that the diagonal belt lies gently on the child's shoulder and the lap belt is worn over the hips Tighten the diagonal section of the seat belt by pulling it upwards until there is no slack and the belt holds the child firmly in place.

4.To take the child out of the seat, simply unfasten the seat belt and undo the shoulder belt guide.

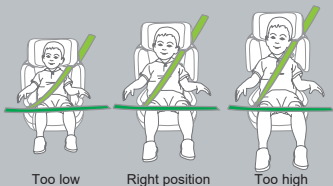
Adjusting the headrest height



To adjust the height of the car seat's headrest, pull upwards on the button situated behind the headrest, and slide the headrest in the desired direction.

When you reach the correct height, release the button and move it until it reaches the closest blocking position. When done correctly, you should hear a 'click'.

Adjusting the headrest height



To ensure the best protection for your child, the shoulder belt must be guided so that it passes gently over their shoulder. You will need to adjust the position as the child grows.

Remove the child car seat



plastic guider



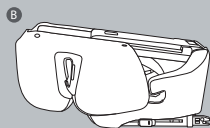
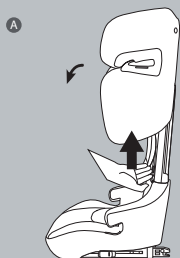
REMOVING THE CAR SEAT

To remove the car seat, pull the grey button backwards on the ISOFIX anchors to release the car seat from vehicle's ISOFIX anchor points.

ATTENTION!

If you have difficulty to release the ISOFIX connectors. Try to give a bit more force to the car seat against the vehicle's seat and simultaneously to pull the grey button backwards on the ISOFIX connectors to release the car seat. This may help, if not, please consult manufacturer or your retail stores.

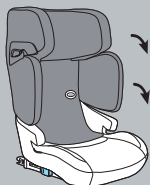
Compact folding



Pull the headrest up to the highest position, then pull the backrest folding release button and fold the backrest down which allows you to take it with you, move it from car to car, or store it away when not in use.

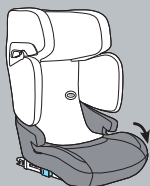
Removing the covers

A



Removing the headrest covers by pulling the cover forward and off.

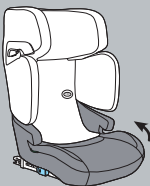
B



Removing the wings and base by pulling the cover forward and off.

Dress the covers up

A



To put the cover back on again just follow the same process in reverse. Fit the parts into the slots for the sides.

B



Maintenance and cleaning

Storage

- 1) Store this child car seat in a safe place when not in use.
- 2) **DO NOT** place heavy objects on top of it.
- 3) Always store the child car seat in a dry environment.
- 4) **DO NOT** store the child car seat near a direct heat source such as a radiator.

Covers

- 1) The seat cover is easily removable and should be hand washed with a PH neutral soap and cold water.
- 2) **DO NOT** press, iron, dry clean, tumble dry or wring the covers.
- 3) **DO NOT** not use solvents, caustic or abrasive cleaning materials.
- 4) Dry flat, away from direct heat and sunlight.
- 5) If the seat covers need to be replaced only use certified parts. They are the only ones that are guaranteed to have been safety tested and designed to fit this seat.

Plastic/Metal Parts

- 1) Wipe clean using a mild soap and warm water.
- 2) You must not remove, dismantle or alter any part of the seat shell.
- 3) You must not oil or lubricate any part of the seat shell.

Inspection

- 1) Check your child car seat regularly for wear and tear.
- 2) The child car seat may have a slight rattle when not in use, this is normal. If in any doubt, contact us immediately.
- 3) Check the adjustable parts of your child seat at intervals of about 6 months to ensure it is still its correctly for your growing child.

Ningbo Bolenn Manufacturing Co., Ltd.

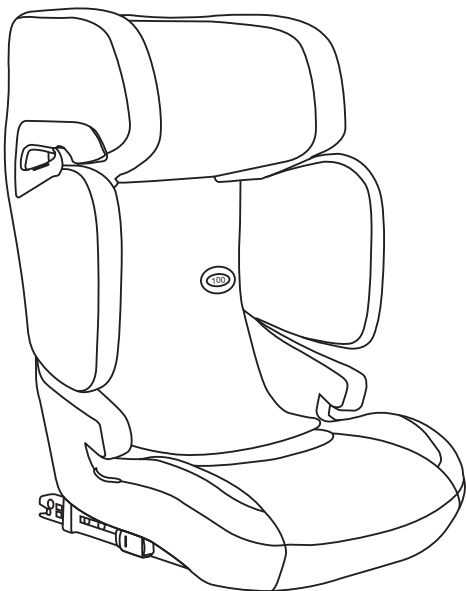
Add: No.21, Zhennan East Rd, XiWu Industrial Zone, Fenghua, Ningbo, China

Tel: +86-574-88661808 Fax: +86-574-88661810

Http://www.bolenn.com E-mail: Sales@bolenn.com



CAR LIST P11 Eco



APPROVED CARS FOR P11 Eco

The P11 Eco can be installed forward-facing with the ISOFIX anchorage in a vehicle equipped with ISOFIX anchorage points, in combination with a 3-point belt, approved to UN/ECE Regulation No.16 or other. When there is no ISOFIX anchorage available in the vehicle position, the P11 Eco can be installed forward-facing with a 3-point belt, approved to UN/ECE Regulation No.16 or other.

This car seat is approved for stature height 100 cm - 150 cm, in the forward-facing direction, it could not fit all seating positions at a stature of 135cm.

ATTENTION! Ensure that your child must always be secured with 3-point car belt when lower anchorages are used.

Car seat positions marked with * can have a storage compartment in front of the seat. ISOFIX anchorage in the passenger seat (position 1) are normally offered as option, so depending on the model this position can be available or not.

Boleonn recommends to install this car seat in all vehicle seat positions which are intended to be used and check installation, available space in the vehicle and position of the child, to verify if this car seat is acceptable for your situation.

This list is always in revision. Please check also your vehicle manual specifications.



Car manufacturer	Model	1st year of production	Approved seats
Aiways	U5	2020	2,4
Alfa Romeo	147	2000	2,4
	156	1997	2,4
	159	2006	2,4
	Giulia	2015	2,4
	Giulietta	2010	2,4
	Mito	2008	2,4
	Stelvio	2017	2,4
Audi	A1	2010	2,4
	A1	2018	1,2,4
	A2	2000	2,4
	A3, S3	1997	2,4
	A3, S3	2003	2,4
	A3	2020	1,2,4
	A3 sportback	2003	2,4
	A3 cabrio	2008	2,4
	A4, S4, RS4	1998	1,2,4
	A4 avant	1996	2,4
	A4, S4, RS4	2000	1,2,4
	A4 avant	2000	1,2,4
	A4 cabrio	2002	1,2,4
	A4 imo	2015	1,2,4
	A4 avant	2015	1,2,4
	A5, S5	2007	1,2,4
	A5 sportback	2009	1,2,4
	A5 cabrio	2009	2,4
	A5 coupe	2016	1,2,4
	A6, S6, RS6	1998	2,4
	A6, S6, RS6	2004	1,2,4
	A6	2018	1,2,4
	A7	2010	2,4
	A7	2018	1,2,4
	A8, S8	1998	2,4
	A8	2018	2,4
	E-tron	2019	1,2,4
	Q2	2016	1,2,4
	Q3	2010	1,2,4
	Q3	2018	1,2,4
	Q4 e-tron	2021	1,2,4
	Q4 e-tron sportback	2021	1,2,4
	Q5	2008	1,2,4

Car manufacturer	Model	1st year of production	Approved seats
	Q5	2016	1,2,4
	Q7	2006	1,2,4
	Q7	2015	1,2,4
	Q8	2019	1,2,4
	TT	2015	1,2,4
BMW	1 serie	2005	2,4
	1 serie (F40)	2019	2,4
	2 serie Active tourer	2014	2,4
	2 serie Gran coupé	2019	2,4
	2 serie Gran tourer	2015	2,4
	3 serie	1998	2,4
	3 serie Sedan	2018	2,4
	4 serie Gran coupe	2014	2,4
	4 serie Coupe	2020	2,4
	4 serie Convertible	2020	2,4
	5 serie	2000	2,4
	5 serie Limousine	2016	2,4
	5 serie Touring	2017	2,4
	6 serie	2003	2,4
	6 serie GT	2017	2,4
	7 serie	2001	2,4
	7 serie	2015	2,4
	8 serie Coupe	2018	2,4
	i3	2013	2,4
	iX (i20)	2021	2,4
	iX3	2021	2,4
	Mini	2006	2,4
	Mini Clubman	2007	2,4
	Mini Clubman	2015	1,2,4
	Mini Countryman	2010	2,4
	Mini Countryman	2016	1,2,4
	X1	2004	2,4
	X1	2015	2,4
	X3	2004	2,4
	X3	2017	2,4
	X4	2018	2,4
	X5	2004	2,4
	X5	2013	2,4
	X5	2018	2,4
	X6	2008	2,4
	X6	2019	2,4

Car manufacturer	Model	1st year of production	Approved seats
	X7	2018	2,4,7
	Z4	2018	1
Chrevolet	Aveo	2006	2,4
	Captiva	2006	2,4
	Cruze	2009	2,4
	Epica	2006	2,4
	Kalos	2002	2,4
	Lacetti	2004	2,4
	Malibu	2011	2,4
	Matiz	2005	2,4
	Nubira	2009	2,4
	Orlando	2011	2,4
	Spark	2009	2,4
	Trax	2013	2,4
Chrysler	300 CC	2008	2,4
	Dodge Caliber	2006	2,4
	Dodge Nitro	2006	2,4
	Dodge RAM	2002	2,4
	Jeep Commander	2006	2,4
	Jeep Grand Cherokee	2010	2,4
	Jeep Wrangler	2011	2,4
	PT cruiser	2000	2,4
	Sebring	2007	2,4
	Voyager	2001	2,4
Citroën	Berlingo	2008	1,2*,4*
	Berlingo Multispace	2012	2*,4*
	Berlingo	2018	2*,3,4*
	C1	2005	2,4
	C1	2014	2,4
	C2	2004	2,4
	C3	2004	2,4
	C3	2016	1,2,4
	C3 Picasso	2013	2,4
	C3 Aircross	2017	2,4
	C4	2004	2,4
	C4	2020	2,4
	C4 Aircross	2012	2,4
	C4 Cactus	2014	2,4
	C4 Picasso	2007	1,2*,3,4*
	C4 Picasso	2013	2,3,4
	C4 Grande Picasso	2007	1,2*,3,4*

Car manufacturer	Model	1st year of production	Approved seats
	C4 Grande Picasso	2013	2,3,4
	C5	2000	1,2,4
	C6	2008	2,4
	C8	2003	2,3,4
	C-Elysée	2012	2,4
	DS3	2010	2,4
	DS4	2011	2,4
	DS5	2012	2,4
	DS7	2017	1,2,4
	Jumpy	2004	2,4
	Nemo	2007	2*,4*
	Xsara Picasso	2000	2,4
Dacia	Dokker	2012	2,4
	Duster	2010	2,4
	Duster 2	2017	2,4
	Lodgy	2012	2,3,4
	Logan MCV	2005	2,4
	Logan 2 MCV	2013	2,4
	Sandero	2008	2,4
	Sandero	2020	2,4
	Sandero 2	2013	2,4
Daihatsu	Sirion	2005	2,4
Fiat	500	2007	2,4
	500	2016	2,4
	500 L	2013	2,4
	500 X	2015	2,4
	Bravo	2007	2,4
	Croma	2008	2,4
	Doblò	2010	2,4
	Doblò	2016	2,4
	Fiorno / Qubo	2008	2,4
	Freemont	2011	2*,4*
	Grande Punto	2006	2,4
	Idea	2003	2,4
	Linea	2007	2,4
	Multipia	2004	2,4
	Panda	2007	2,4
	Punto	2008	2,4
	Scudo	2007	2,4
	Sedici	2009	2,4
	Stilo	2004	2,4

Car manufacturer	Model	1st year of production	Approved seats
	Tipo (SW/Sedan/Hatchback)	2016	2,4
	Ulysse	2003	2,4
Ford	B-max	2012	2*,4*
	C-max	2003	2*,4*
	Ecosport	2014	2,4
	Edge	2015	2,4
	Explorer	2019	2,4
	Fiesta	2008	2,4
	Fiesta	2017	2,4
	Focus	2004	2,4
	Focus	2014	2,4
	Focus	2018	2,4
	Fusion	2008	2,4
	Galaxy	2006	2*,4*
	Galaxy	2011	2*,4*
	Galaxy	2015	2,4*
	Grand C-max	2010	2,4
	Ka	2009	2,4
	Kuga	2008	2*,4*
	Mondeo	2000	2,4
	Mondeo	2014	2,4
	Mondeo	2019	2,4
	Mustang Mach-E	2020	2,4
	Puma	2019	2,4
	S-max	2006	2*,4*
	S-max	2015	2, 4*
	Tourneo Connect	2013	2*,4*
	Tourneo Connect	2018	2*,4*
	Tourneo Courier	2014	2*,4*
	Transit	2006	2,4
Genesis	G80	2021	2,4
	GV80	2021	2,4
Honda	Accord	2003	2,4
	City	2009	2,4
	Civic	2006	2,4
	CR-V	2002	2,4
	CR-V	2012	2,3,4
	CR-V	2019	2,4
	CR-Z	2010	2,4
	e	2020	2,4
	FR-V	2005	2,4

Car manufacturer	Model	1st year of production	Approved seats
	HR-V	2015	2,4
	Insight	2009	2,4
	Jazz	2002	2,4
	Jazz	2015	2,4
	Jazz	2020	2,4
	Legend	2006	2,4
	Stream	2001	2,4
Hyundai	Accent	2002	2,4
	Coupe	2001	2,4
	Elantra	2002	2,4
	Getz	2002	2,4
	H1/iMax/i800/H300	2008	2,4
	i10	2008	2,4
	i10	2019	2,4
	i20	2009	2,4
	i20	2014	2,4
	i30	2007	2,4
	i30 Fastback/Hatchback	2017	2,4
	i30 Wagon	2017	2,4
	i40	2011	2,4
	IONIQ	2016	2,4
	iX20	2010	2,4
	iX35	2010	2,4
	iX55	2009	2,4
	KONA	2017	2,4
	Matrix	2002	2,4
	NEXO	2018	2,4
	Santa Fe	2002	2,4
	Santa Fe	2018	1,2,4
	Sonata	2001	2,4
	Terracan	2002	2,4
	Tucson	2004	2,4
	Tucson	2015	2,4
	Veloster	2004	2,4
Infiniti	Q30/QX30	2015	2,4
	Q50	2014	2,4
	QX70	2014	2,4
Isuzu	D-Max	2020	2,4
Jaguar	E-Pace	2017	2,4
	F-Pace	2016	2,4
	I-Pace	2018	2,4

Car manufacturer	Model	1st year of production	Approved seats
	S-type	2002	2,4
	X-type	2005	2,4
	XE	2015	2,4
	XF	2008	2,4
	XF	2015	2,4
	XJ	2003	2,4
Jeep	Cherokee	2013	2,4
	Cherokee	2019	2,4
	Compass	2017	2,4
	Renegade	2014	2,4
Kia	Carens/Rondo	2002	2,4
	Carens	2013	2*,4*
	Carnival/Sedona	2006	2,4
	Cee'd	2007	2,4
	Ceed	2018	2,4
	Cerato/Spectra	2004	2,4
	e-Niro	2019	2,4
	Magentis/Optima	2002	2,4
	Niro	2016	2,4
	Opirus/Amanti	2003	2,4
	Optima JF	2015	2,4
	Picanto/Morning	2004	2,4
	Picanto	2018	--
	ProCeed	2018	2,4
	Rio/Pride	2002	2,4
	Rio	2017	2,4
	Sorento XM	2002	2,4
	Sorento UM	2014	2,4
	Sorento MQ4	2020	2,4
	Sportage SL	2010	2,4
	Sportage QL	2015	2,4
	Soul AM	2009	2,4
	Soul PS	2014	2,4
	Soul EV	2014	2,4
	Stinger	2017	2,4
	Stonic	2017	2,4
	Venga	2009	2,4
Lada	Vesta	2016	2,4
Lancia	Delta	2008	2,4
	Musa	2004	2,4
	Phedra	2002	2,4

Car manufacturer	Model	1st year of production	Approved seats
	Thema	2011	2,4
	Ypsilon	2003	2,4
Landrover	Defender	2020	1,2,4
	Discovery	2001	2,4
	Discovery	2017	1,2,4,5,7
	Discovery Sport	2014	2,4
	Freelander	2006	2,4
	Range Rover	2002	2,4
	Range Rover Evoque	2011	2,4
	Range Rover Evoque	2019	2,4
	Range Rover Sport	2005	2,4
	Range Rover Velar	2017	2,4
Lexus	CT	2011	2,4
	ES	2018	2,4
	GS	2000	2,4
	IS	2005	2,4
	IS	2013	2,4
	LS	2006	2,4
	LX	2008	2,4
	NX	2014	2,4
	RX	2003	2,4
	RX200t/RX350/RX450h	2015	2,4
	RX350L/RX450hL	2018	2,4
	UX	2019	2,4
Lynk & Co	01	2020	2,4
Maserati	Ghibli	2013	2,4
Mazda	2	2003	2,4
	2	2014	2,4
	3	2004	2,4
	3	2013	2,4
	3	2019	2,4
	5	2004	2,4
	6	2003	2,4
	6	2013	2,4
	6 Sedan/Wagon	2018	2,4
	CX-3	2015	2,4
	CX-30	2019	2,4
	CX-5	2011	2,4
	CX-5	2017	2,4
	CX-7	2007	2,4
	CX-9	2009	2,4

Car manufacturer	Model	1st year of production	Approved seats
	MX-30	2020	2,4
	Premacy	1999	2,4
Mercedes	A class W 168	2001	2,4
	A class W/C 169	2005	2,4
	A class W 176	2012	2,4
	A class V 177	2018	2,4
	A class W 177	2018	2,4
	B class T 245	2005	2,4
	B class V 177	2019	2,4
	B class W 246	2011	2,4
	B class W 247	2019	2,4
	C class C 205	2015	2,4
	C class W/S 203	2000	2,4
	C class W/S 204	2007	2,4
	C class W 205	2014	2,4
	C class A 205	2016	2,4
	Citan	2013	2*,4*
	CL C 215	2002	2,4
	CL C 216	2005	2,4
	CLA C 117	2013	2,4
	CLA C 118	2019	2,4
	CLA X 118	2019	2,4
	CLA shooting break	2015	2,4
	CLC 180 C 204	2008	2,4
	CLK CL 203	2002	2,4
	CLS C 219	2004	2,4
	CLS C 257	2018	2,4
	E class A 238	2017	2,4
	E class C 238	2017	2,4
	E class W/S 211	2002	2,4
	E class W/S 212	2009	2,4
	E class W/S 213	2016	2,4
	EQA-class H 243	2021	2,4
	EQC-class N 293	2019	2,4
	G class G 463	2018	2,4
	GLA class	2014	2,4
	GLA class H 247	2020	2,4
	GLB class X 247	2019	2,4
	GLC class C 253	2015	2,4
	GLC class X 253	2015	2,4
	GLE class C 167	2019	2,4

Car manufacturer	Model	1st year of production	Approved seats
	GLE class V 167	2018	2,4
	GLK X 204	2008	2,4
	GLS class X 167	2018	2,4
	Maybach S class X222	2015	2,4
	M class W 163	2001	2,4
	M class W 164	2005	2,4
	M class W 166	2011	2,4
	ML class X 164	2006	2,4
	R class W/V 251	2005	2,4
	S class W/V 220	2002	2,4
	S class W/V 221	2005	2,4
	S class A217	2015	2,4
	Vaneo W 414	2003	2,4
	Viano W 639	2003	2,4
	Vito W 639	2004	2,4
Mitsubishi	ASX	2010	2,4
	Colt	2002	2,4
	Eclipse Cross	2017	2,4
	Grandis	2004	2,4
	i-MiEV	2009	2,4
	Lancer	2003	2,4
	L200	2006	2,4
	L200 D/cab (KK0T/KL0T)	2015	2,4
	Mirage / Space star	2013	2,4
	Outlander	2003	2,4
	Outlander PHEV	2013	2,4
	Pajero	2007	2,4
Nissan	Almera	1995	2,4
	Juke	2010	2,4
	Juke	2019	1,2,4
	Leaf	2011	2,4
	Leaf	2018	1,2,4
	Micra	2000	2,4
	Micra	2017	1,2,4
	Murano	2005	2,4
	Note	2005	2,4
	Note	2013	2,4
	Nvara	2008	2,4
	Nvara	2015	2,4
	NV200 / Evalia	2013	2,4
	e-NV200 / e-Evalia	2014	2,4

Car manufacturer	Model	1st year of production	Approved seats
	Pathfinder	2007	2,3,4
	Pixo	2009	2,4
	Primastar	2001	2,4
	Primera	2002	2,4
	Pulsar	2014	2,4
	Qashqai	2007	2,4
	Qashqai	2014	2,4
	X-trail	2007	2,4
	X-trail	2014	2,4
Opel/Vauxhall	Adam	2013	2,4
	Agila	2002	2,4
	Ampera	2011	2,4
	Ampera-e	2017	2,4
	Antara	2006	2,4
	Astra	2000	2,4
	Astra	2015	2,4
	Combo	2001	2,4
	Combo	2018	2*,3,4*
	Corsa	2000	2,4
	Corsa	2019	1,2,4
	Crossland X	2017	2,4
	Grandland X	2017	1,2,4
	Insignia	2008	2,4
	Insignia	2017	2,4
	Karl / Viva	2015	2,4
	Meriva	2003	2,4
	Mokka	2012	2,4
	Mokka (E)	2021	2,4
	Mokka X	2016	2,4
Peugeot	Signum	2003	2,4
	Vectra	2002	2,4
	Vivaro	2001	2,4
	Zafira	2003	2,4
	Zafira Tourer	2013	2,4
	107	2005	2,4
	108	2014	2,4
	206	1998	2,4
	207	2006	2,4
	208	2012	2,4
	301	2012	2,4
	307	2001	2,4

Car manufacturer	Model	1st year of production	Approved seats
	308	2007	1,2,4
	308	2013	2,4
	308 SW	2014	2,4
	407	2004	2,4
	508	2011	2,4
	607	2006	2,4
	807	2003	2,3,4
	1007	2005	2,4
	2008	2013	2,4
	3008	2010	2*,4*
	3008	2016	1,2,4
	4007	2007	2,4
	5008	2010	2*,4*
	Expert	2007	2,4
	Partner Tepee	2008	2*,4*
	Partner Tepee	2012	2*,4*
	Rifter	2018	2*,3,4*
	Travellar	2015	2,4
Polestar	2	2020	1,2,4
Porsche	Cayenne	2003	2,4
	PO 536 Cayenne	2017	2,4
	Macan P0146	2014	2,4
	Panamera	2009	2,4
	Taycan	2019	2,4
Qoros	Qoros 3	2013	2,4
Renault	Avantime	2001	2,4
	Captur	2013	1,2,4
	Captur II	2019	1,2,4
	Clio II	1998	2,4
	Clio III	2005	2,4
	Clio IV	2012	2,4
	Clio V	2019	1,2,4
	Clio Grandtour	2009	2,4
	Espace III	1997	2,4
	Espace IV	2002	2,3,4
	Espace V	2014	2,3,4
	Fluence	2010	2,4
	Kadjar	2015	2,4
	Kangoo I	1999	3
	Kangoo II	2008	2*,4*
	Koleos	2008	2,4

Car manufacturer	Model	1st year of production	Approved seats
	Koleos II	2017	2,4
	Laguna II	2000	2,4
	Laguna III	2007	2,4
	Master Combi	2010	2,4
	Megane I	1999	2,4
	Megane II	2002	2,4
	Megane III	2008	2,4
	Megane Grandtour	2009	2,4
	Megane iV	2015	2,4
	Modus	2004	2,4
	Grand Modus	2008	2,4
	Scenic II	2003	2*,4*
	Scenic III	2009	2*,4*
	Scenic IV	2016	1*, 2*,4*
	Grand Scenic II	2004	2*,4*
	Grand Scenic III	2009	2*,4*
	Talisman	2015	2,4
	Twingo I	2005	2,4
	Twingo II	2007	2,4
	Twingo III	2014	2,4
	Vel Satis	2002	2,4
	Zoe	2012	1,2,4
Rolls-Royce	Ghost	2010	2,4
	Phantom	2003	2,4
Saab	9-3	2005	2,4
	9-5	2005	2,4
Seat	Alhambra	1998	2*,3,4*
	Altea	2004	2,4
	Arona	2017	2,4
	Arosa	1998	2,4
	Ateca	2016	2,4
	Cordoba (Vario)	1999	2,4
	Exeo	2009	2,4
	Ibiza	2004	2,4
	Leon	1999	2,4
	Leon	2020	1,2,4
	Mii	2011	2,4
	Tarraco	2018	1,2,4
	Toledo	1999	2,4
Skoda	Citigo	2011	2,4
	Enyaq	2021	1,2,4

Car manufacturer	Model	1st year of production	Approved seats
	Fabia	2000	2,4
	Fabia	2014	2,4
	Karoq	2017	2,4
	Kamiq	2019	2,4
	Kodiaq	2016	2,4
	Octavia	2004	2,4
	Octavia	2012	1,2,4
	Octavia	2019	1,2,4
	Rapid	2012	2,4
	Roomster	2006	2,4
	Scala	2019	2,4
	Superb	2001	2,4
	Superb	2015	2,4
	Yeti	2009	2,4
Smart	Forfour	2004	2,4
	Fortwo	2014	1
SsangYong	Korando	2019	2,4
	Tivoli/XLV	2016	2,4
Subaru	Forester	2003	2,4
	Forester	2019	2,4
	Impreza	2002	2,4
	Legacy	2003	2,4
	Levorg	2016	2,4
	Outback	2014	2,4
	Trezia	2011	2,4
	Tribeca	2006	2,4
	WRX STI/WRX	2014	2,4
Suzuki	Alto	2010	2,4
	Baleno	2016	2,4
	Celerio	2014	2,4
	Grand Vitara	2002	2,4
	Ignis	2004	2,4
	Ignis	2017	2,4
	Jimny	2018	2,4
	Kizashi	2010	2,4
	Liana	2002	2,4
	Splash	2007	2,4
	Swift	2004	2,4
	Swift	2017	2,4
	SX4	2006	2,4
	SX4 S-Cross	2013	2,4

Car manufacturer	Model	1st year of production	Approved seats
	Vitara	2015	2,4
	Wagon R+	2002	2,4
Tata	Inica Vista	2008	2,4
Tesla	Model 3	2019	2,4
	Model S	2013	2,3,4
	Model S	2014	2,4
	Model X	2016	2,4
	Model X Bench	2019	2,4
	Model X Monopost	2019	2,4
Toyota	Auris	2007	2,4
	Auris	2013	2,4
	Avensis (Verso)	2001	2*,4*
	Avensis Sedan	2015	2,4
	Avensis Touring Sports	2015	2,4
	Aygo	2005	2,4
	Aygo	2014	2,4
	Camry	2000	2,4
	C-HR	2016	2,4
	Corolla (Verso)	2001	2*,4*
	Corolla	2013	2,4
	Hilux	2016	2,4
	Land Cruiser	2002	2,4
	Mirai	2021	2,4
	Previa	2000	2,4
	Prius	2003	2,4
	Prius	2015	2,4
	Proace	2015	2,4
	RAV 4	2000	2,4
	RAV 4	2013	2,4
	RAV 4	2019	2,4
	Urban cruiser	2009	2,4
	Yaris	1999	2,4
	Yaris	2011	2,4
	Yaris	2017	2,4
	Yaris	2020	2,4
	Yaris Verso	1999	2,4
	Verso	2004	2,4
	Verso-S	2011	2,4
Volkswagen	Amarok	2010	2,4
	Arteon	2017	2,4
	Beetle	1998	2,4

Car manufacturer	Model	1st year of production	Approved seats
	Bora	1998	2,4
	Caddy	2000	2*,4*
	Caddy 4	2015	2,4
	EOS	2006	2,4
	Fox	2005	2,4
	Golf IV	1997	2,4
	Golf V	2003	2,4
	Golf VI	2008	2,4
	Golf VII	2012	2,4
	Golf VIII	2019	1,2,4
	Golf VIII variant	2020	1,2,4
	Golf Sportsvan	2014	2,4
	ID.3	2020	1,2,4
	ID.4	2021	1,2,4
	Jetta	2006	2,4
	Lupo	1998	2,4
	Passat	1998	2,4
	Passat B8 Saloon	2014	2,4
	Passat B8 Estate	2014	2,4
	Phaeton	2002	2,4
	Polo	1999	2,4
	Polo	2017	2,4
	Scirocco	2008	2,4
	Sharan	1998	2,3,4
	Sharan	2015	2*,3,4*,5,7
	T4 Multivan/Caravelle	1999	2,4
	T5 Multivan/Caravelle	2003	2,4
	Tiguan	2007	2,4
	Tiguan	2016	2,4
	Touareg	2002	2,4
	Touareg	2014	2,4
	Touran	2003	2*,4*
	Touran	2015	2,3,4,5,7
	T-Roc	2017	2,4
	Up	2011	2,4
Volvo	C 30	2006	2,4
	C 70	2007	2,4
	S 40	2003	2,4
	S 60	2010	2,4
	S 60	2018	2,4
	S 70	2000	2,4

Car manufacturer	Model	1st year of production	Approved seats
	S 80	2006	2,4
	S 90	2016	2,4
	V 40	1996	2,4
	V 40	2012	2,4
	V 50	2003	2,4
	V 60	2010	2,4
	V 60	2018	1,2,4
	V 70	2000	2,4
	V 90	2016	2,4
	V 90 CC	2017	2,4
	XC 40	2017	2,4
	XC 40 Recharge	2020	1,2,4
	XC 60	2008	2,4
	XC 60	2017	2,4
	XC 70	2007	2,4
	XC 90	2002	2,4
	XC 90	2015	2,4

NINGO BOLENN MANUFACTURING CO., LTD
No.21, Zhennan East Rd, XiWu Industrial Zone,
Fenghua, Ningbo, China 315505
www.bolenn.com

